

Scaled data based on original data using  
LM-79-08 Approved Method: Electrical and Photometric Measurements of Solid-  
State Lighting Products

Test Report Prepared for  
Cooper Lighting Solutions  
(formerly Eaton)

Brand: INVUE

Report Number: P140489

Luminaire Tested: **EMM-E04-LED-E1-5WQ-7030**

Issue Date: 03/03/2020

**Test Information**

Test Method: LM-79-08  
Report Number: P140489  
REPORT IS SCALED FROM IESNA LM-79-08 TEST DATA (P33687)  
Test Lab: INNOVATION CENTER-P3  
Issue Date: 03/03/2020  
Manufacturer: COOPER LIGHTING SOLUTIONS (FORMERLY EATON)  
Product Line: INVUE  
Catalog Number: EMM-E04-LED-E1-5WQ-7030  
Description: EPIC MODERN MEDIUM DECORATIVE LED LUMINAIRE  
(4) LIGHTBARS WITH AccuLED OPTICS - TYPE 5 SQUARE WIDE  
Light Source: (84) 3000K CCT, 70 CRI LEDs  
Ballast/Driver: -

**Summary**

Lumens per Lamp: N/A  
Luminaire Lumens: 10914 lumens  
Efficiency: N/A  
Efficacy: 112.3 lumens/watt  
Luminous Opening: Rectangular (W 0.67' x L: 1' x H: 0')  
IES Classification: Type V - Short - Semi-Cutoff  
BUG Rating: B4 - U0 - G2

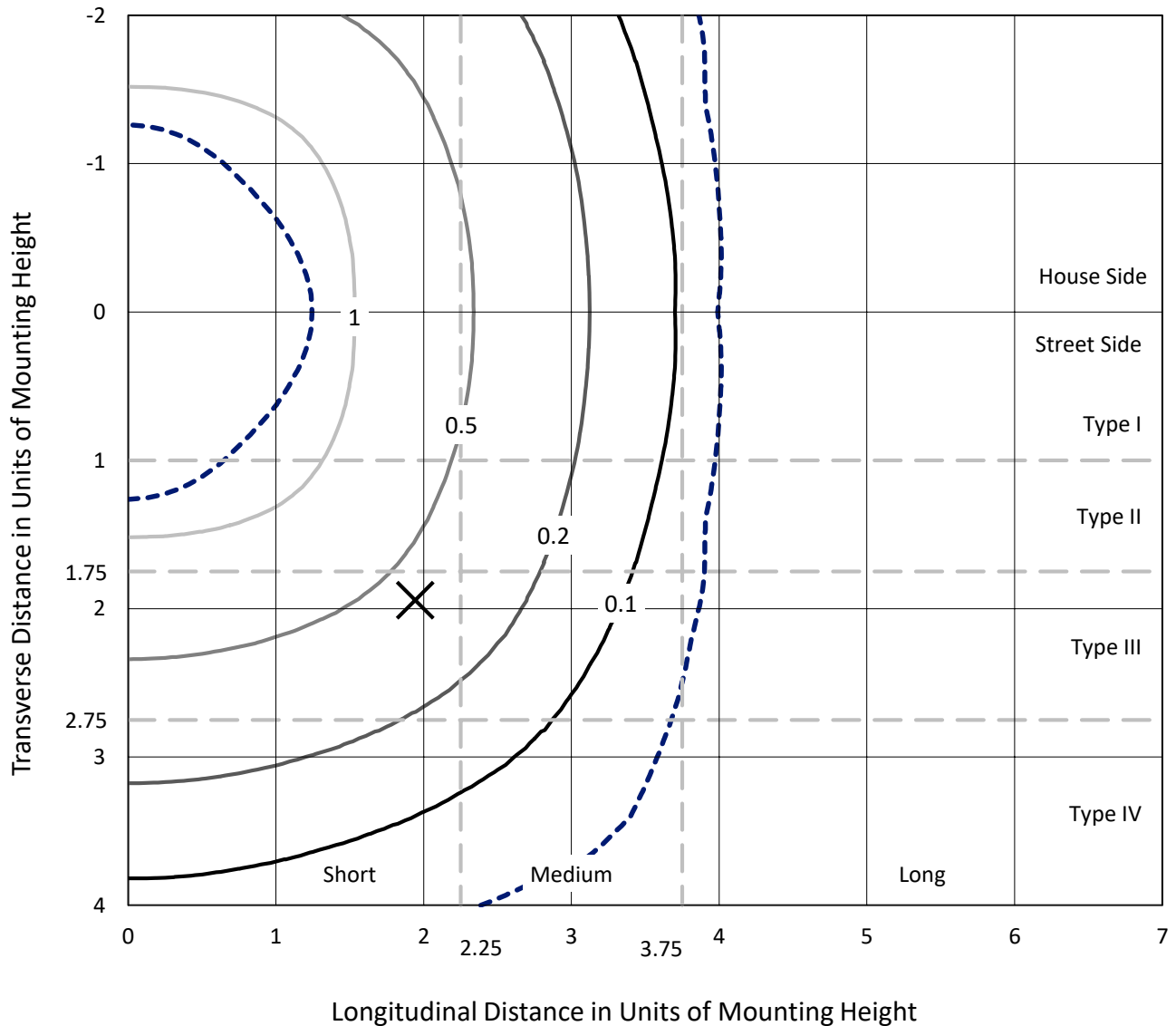
Input Watts (W): 97.2  
Input Voltage (V): NR  
Input Current (Ain): NR  
Voltage Rise (V): NR  
Power Factor: NR  
Total Harmonic Distortion (THDi): NR  
Frequency (hertz): 60  
Stabilization Time: NR  
Operation Time: NR  
Ambient Temperature (°C): NR  
Test Distance: 25 FT



REPORT NUMBER: P140489  
 CATALOG NUMBER: EMM-E04-LED-E1-5WQ-7030

### Iso-Footcandle Lines of Horizontal Illumination

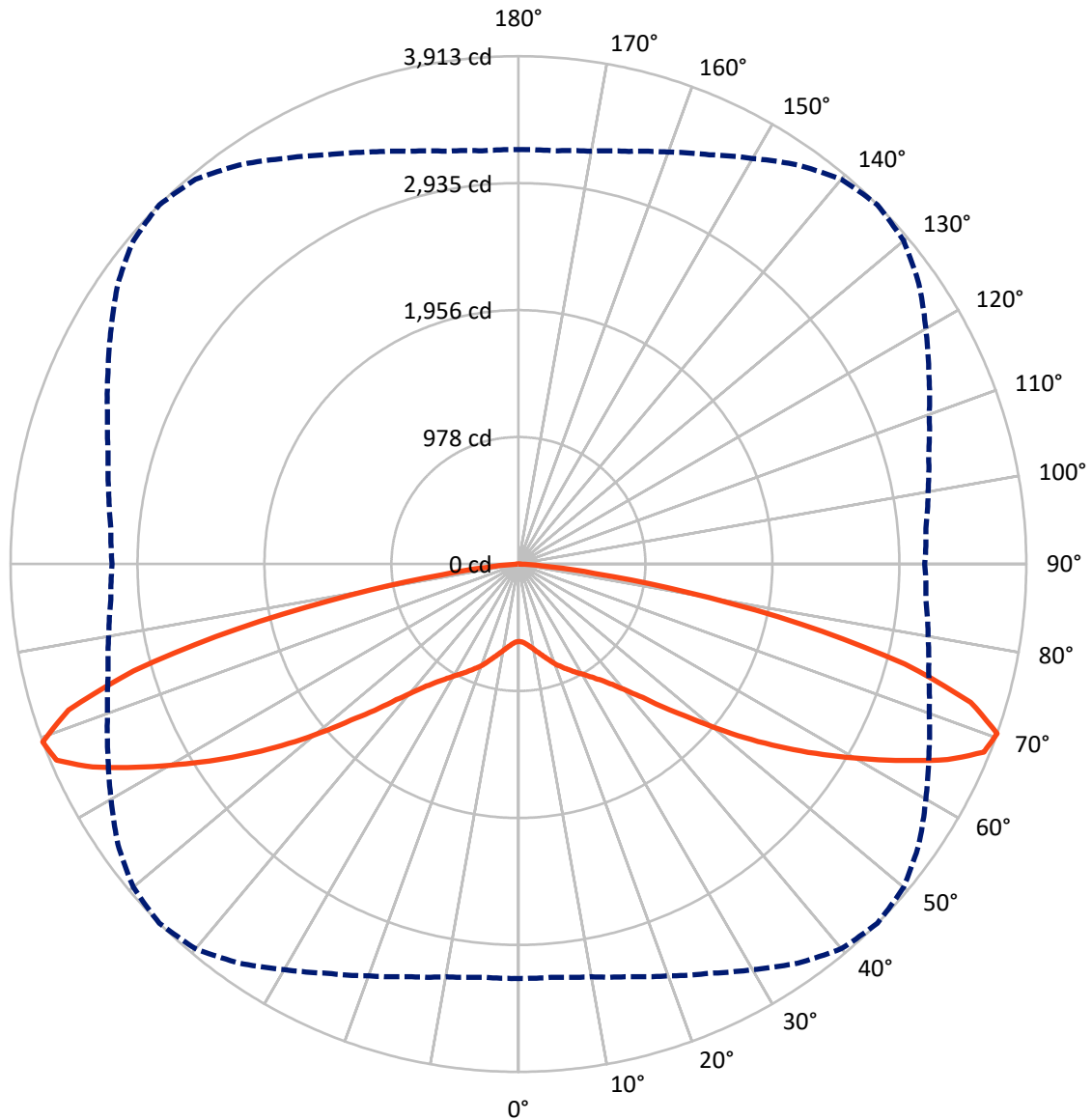
✕ Max cd  
 - - - 1/2 Max cd



Based on 20 foot mounting height. Maximum calculated value = 1.7 fc  
 Type V - Short - Semi-Cutoff

REPORT NUMBER: P140489  
CATALOG NUMBER: EMM-E04-LED-E1-5WQ-7030

### Luminous Intensity Polar Plot



— Vertical Plane Through 45-Deg Lateral    - - - Horizontal Cone Through 70-Deg Vertical

REPORT NUMBER: P140489

CATALOG NUMBER: EMM-E04-LED-E1-5WQ-7030

**FLUX DISTRIBUTION:**

		Downward	Upward	Total
<b>House Side</b>	Lumens	5457.0	0.0	5457.0
	% Fixture	50.0	0.0	50.0
<b>Street Side</b>	Lumens	5457.0	0.0	5457.0
	% Fixture	50.0	0.0	50.0
<b>Total</b>	Lumens	10914.0	0.0	10914.0
	% Fixture	100.0	0.0	100.0

**Coefficient of Utilization**

**ZONAL LUMENS:**

Zone	Lumens	% Fixture
0°-10°	60.5	0.6
10°-20°	211.3	1.9
20°-30°	415.3	3.8
30°-40°	687.1	6.3
40°-50°	1202.7	11.0
50°-60°	2145.3	19.7
60°-70°	3312.0	30.3
70°-80°	2621.7	24.0
80°-90°	258.0	2.4
90°-100°	0.0	0.0
100°-110°	0.0	0.0
110°-120°	0.0	0.0
120°-130°	0.0	0.0
130°-140°	0.0	0.0
140°-150°	0.0	0.0
150°-160°	0.0	0.0
160°-170°	0.0	0.0
170°-180°	0.0	0.0
0°-90°	10914.0	100.0
0°-180°	10914.0	100.0



REPORT NUMBER: P140489

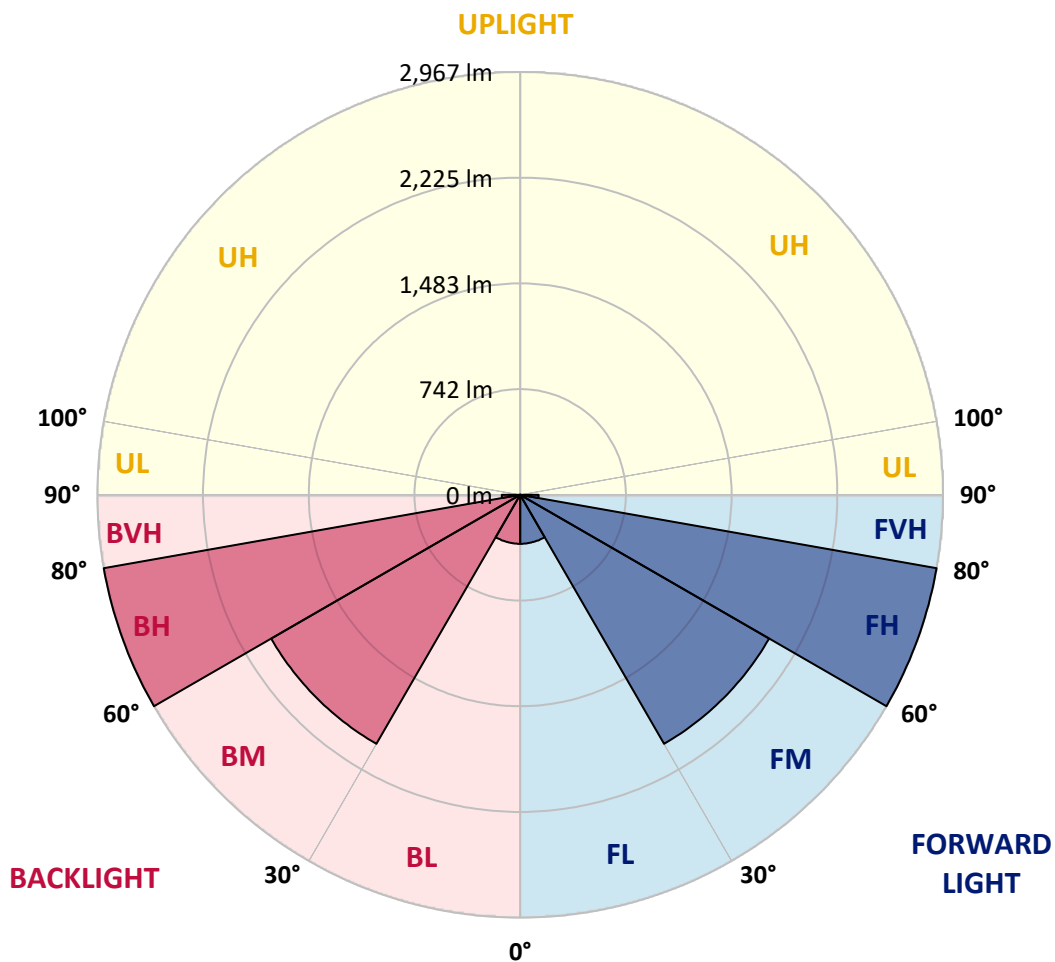
CATALOG NUMBER: EMM-E04-LED-E1-5WQ-7030

**LUMINAIRE CLASSIFICATION SYSTEM LUMEN TABLE AND BUG RATING:**

Zone		Lumens	% Fixture	Zone Rating/Lumen Limit		
				B	U	G
FL	(0°-30°)	343.6	3.1			
FM	(30°-60°)	2017.6	18.5			
FH	(60°-80°)	2966.9	27.2			G2/5000
FVH	(80°-90°)	129.0	1.2			G2/225
BL	(0°-30°)	343.6	3.1	B1/500		
BM	(30°-60°)	2017.6	18.5	B2/2500		
BH	(60°-80°)	2966.9	27.2	B4/5000		G2/5000
BVH	(80°-90°)	129.0	1.2			G2/225
UL	(90°-100°)	0.0	0.0		U0/0	
UH	(100°-180°)	0.0	0.0		U0/0	

**BUG Rating: B4-U0-G2**

Type V Short





REPORT NUMBER: P140489

CATALOG NUMBER: EMM-E04-LED-E1-5WQ-7030

**CANDELA DISTRIBUTION (FULL):**

	0°	5°	10°	15°	20°	25°	30°	35°	40°	45°	50°
0°	596.7	596.7	596.7	596.7	596.7	596.7	596.7	596.7	596.7	596.7	596.7
2.5°	604.0	604.0	602.8	602.8	602.8	602.8	601.6	601.6	602.8	601.6	601.6
5°	618.6	619.9	619.9	618.6	618.6	618.6	618.6	618.6	619.9	618.6	618.6
7.5°	640.6	641.8	641.8	640.6	640.6	640.6	640.6	640.6	641.8	641.8	639.3
10°	667.4	668.6	668.6	667.4	667.4	668.6	668.6	668.6	669.8	669.8	668.6
12.5°	699.0	700.2	701.5	700.2	701.5	701.5	702.7	703.9	703.9	703.9	701.5
15°	735.6	739.2	736.8	736.8	738.0	739.2	739.2	742.9	741.6	740.4	739.2
17.5°	778.2	777.0	777.0	778.2	779.4	778.2	779.4	783.0	781.8	780.6	779.4
20°	818.4	818.4	818.4	817.1	819.6	819.6	820.8	822.0	822.0	824.5	820.8
22.5°	857.3	857.3	856.1	856.1	858.5	858.5	861.0	863.4	863.4	863.4	861.0
25°	893.9	893.9	895.1	893.9	895.1	896.3	898.7	901.2	902.4	902.4	902.4
27.5°	926.7	930.4	929.2	930.4	932.8	935.3	937.7	941.4	943.8	945.0	941.4
30°	968.2	968.2	966.9	968.2	970.6	974.2	979.1	985.2	985.2	986.4	986.4
32.5°	1012.0	1013.2	1010.8	1013.2	1016.9	1021.7	1026.6	1031.5	1033.9	1038.8	1037.6
35°	1069.2	1065.6	1066.8	1070.4	1072.9	1077.8	1083.8	1092.4	1097.2	1099.7	1097.2
37.5°	1135.0	1133.8	1136.2	1136.2	1144.7	1149.6	1160.6	1167.9	1171.5	1177.6	1175.2
40°	1217.8	1222.7	1223.9	1227.5	1232.4	1242.2	1254.3	1266.5	1273.8	1278.7	1279.9
42.5°	1329.8	1332.3	1327.4	1340.8	1354.2	1360.3	1374.9	1391.9	1402.9	1406.6	1407.8
45°	1467.4	1467.4	1474.8	1483.3	1500.3	1512.5	1528.3	1556.3	1566.1	1579.5	1579.5
47.5°	1631.9	1636.7	1636.7	1656.2	1669.6	1694.0	1724.4	1747.5	1768.2	1762.2	1782.9
50°	1821.8	1825.5	1838.9	1849.8	1873.0	1901.0	1929.0	1963.1	1993.5	1997.2	2000.8
52.5°	2020.3	2025.2	2036.2	2061.7	2089.7	2121.4	2172.6	2201.8	2231.0	2246.8	2244.4
55°	2248.1	2245.6	2263.9	2283.4	2324.8	2367.4	2410.0	2451.4	2481.9	2503.8	2502.6
57.5°	2486.7	2495.3	2516.0	2540.3	2575.6	2613.4	2664.5	2706.0	2755.9	2769.3	2749.8
60°	2764.4	2755.9	2776.6	2814.3	2846.0	2894.7	2939.8	2993.4	3028.7	3044.5	3038.4
62.5°	3048.2	3040.8	3056.7	3105.4	3143.1	3178.5	3240.6	3299.0	3328.2	3334.3	3323.4
65°	3256.4	3258.8	3284.4	3327.0	3386.7	3440.3	3509.7	3580.3	3626.6	3633.9	3609.6
67.5°	3305.1	3310.0	3345.3	3400.1	3474.4	3563.3	3666.8	3771.5	3850.7	3867.7	3832.4
70°	3193.1	3195.5	3229.6	3291.7	3377.0	3479.3	3608.3	3753.3	3869.0	3912.8	3873.8
72.5°	2962.9	2972.7	3000.7	3053.0	3120.0	3221.1	3345.3	3474.4	3588.9	3644.9	3644.9
75°	2547.6	2569.6	2583.0	2600.0	2658.5	2740.1	2841.1	2943.4	3044.5	3076.2	2987.3
77.5°	1818.2	1781.6	1790.2	1885.2	1871.8	1964.3	2076.3	2149.4	2239.5	2226.1	2098.3
80°	834.2	813.5	861.0	924.3	1004.7	1066.8	1187.4	1199.5	1303.0	1309.1	1216.6
82.5°	166.8	175.4	209.5	258.2	321.5	390.9	454.2	507.8	578.5	591.9	549.2
85°	52.4	57.2	71.9	79.2	82.8	95.0	108.4	146.1	168.1	174.1	163.2
87.5°	11.0	17.0	28.0	31.7	32.9	31.7	31.7	30.4	24.4	19.5	23.1
90°	0.0	0.0	0.0	0.0	0.0	0.0	0.0	0.0	0.0	0.0	0.0



REPORT NUMBER: P140489

CATALOG NUMBER: EMM-E04-LED-E1-5WQ-7030

**CANDELA DISTRIBUTION (continued):**

	55°	60°	65°	70°	75°	80°	85°	90°
0°	596.7	596.7	596.7	596.7	596.7	596.7	596.7	596.7
2.5°	600.4	600.4	601.6	601.6	601.6	600.4	599.2	600.4
5°	617.4	617.4	617.4	617.4	615.0	615.0	613.8	613.8
7.5°	639.3	638.1	638.1	636.9	635.7	635.7	634.5	635.7
10°	668.6	666.1	664.9	663.7	662.5	662.5	661.3	660.0
12.5°	700.2	699.0	697.8	695.4	694.1	691.7	691.7	691.7
15°	736.8	735.6	734.3	730.7	730.7	727.0	728.2	728.2
17.5°	777.0	774.5	770.9	769.6	768.4	764.8	764.8	764.8
20°	818.4	813.5	811.1	808.6	808.6	805.0	803.7	803.7
22.5°	858.5	853.7	848.8	846.4	843.9	842.7	840.3	839.1
25°	898.7	893.9	889.0	885.3	880.5	878.0	875.6	875.6
27.5°	938.9	934.1	926.7	921.9	917.0	912.1	909.7	910.9
30°	980.3	975.5	968.2	962.1	956.0	951.1	948.7	947.4
32.5°	1032.7	1026.6	1018.1	1012.0	1001.0	996.2	993.7	994.9
35°	1093.6	1085.1	1079.0	1069.2	1060.7	1054.6	1051.0	1051.0
37.5°	1171.5	1164.2	1158.1	1148.4	1136.2	1128.9	1124.0	1127.7
40°	1272.6	1266.5	1254.3	1239.7	1230.0	1223.9	1219.0	1220.2
42.5°	1401.7	1389.5	1378.6	1370.0	1355.4	1346.9	1333.5	1338.4
45°	1564.9	1551.5	1540.5	1527.1	1513.7	1496.7	1491.8	1482.1
47.5°	1762.2	1752.4	1728.1	1715.9	1698.8	1674.5	1662.3	1652.6
50°	1980.1	1961.9	1944.8	1914.4	1894.9	1866.9	1855.9	1852.3
52.5°	2226.1	2195.7	2167.7	2139.7	2100.7	2073.9	2052.0	2056.9
55°	2469.7	2434.4	2394.2	2363.8	2333.3	2300.4	2277.3	2263.9
57.5°	2726.7	2687.7	2645.1	2601.2	2575.6	2536.7	2522.1	2514.8
60°	2990.9	2955.6	2913.0	2872.8	2837.5	2792.4	2768.1	2758.3
62.5°	3283.2	3234.5	3183.3	3133.4	3094.4	3061.6	3036.0	3018.9
65°	3552.3	3485.3	3433.0	3369.7	3327.0	3279.5	3247.9	3241.8
67.5°	3753.3	3649.7	3558.4	3476.8	3411.1	3352.6	3312.4	3296.6
70°	3766.7	3624.2	3489.0	3368.4	3272.2	3205.3	3151.7	3131.0
72.5°	3506.0	3329.5	3146.8	3028.7	2926.4	2833.8	2796.1	2787.5
75°	2852.1	2704.7	2552.5	2418.6	2347.9	2301.6	2270.0	2223.7
77.5°	1981.4	1846.2	1764.6	1614.8	1588.0	1550.3	1518.6	1488.2
80°	1109.4	991.3	900.0	806.2	748.9	717.3	684.4	666.1
82.5°	498.1	409.2	325.2	252.1	208.2	164.4	123.0	130.3
85°	124.2	104.7	80.4	67.0	60.9	56.0	45.1	40.2
87.5°	23.1	21.9	19.5	19.5	20.7	17.0	9.7	8.5
90°	0.0	0.0	0.0	0.0	0.0	0.0	0.0	0.0

(END OF REPORT)